



This antenna is available upon request.  
Also see similar 60-65° design  
VC-FRO-860 or V7C-865

# SA16-60

60° Azimuth Beam, 96.4 inches

Directing our energies for you.


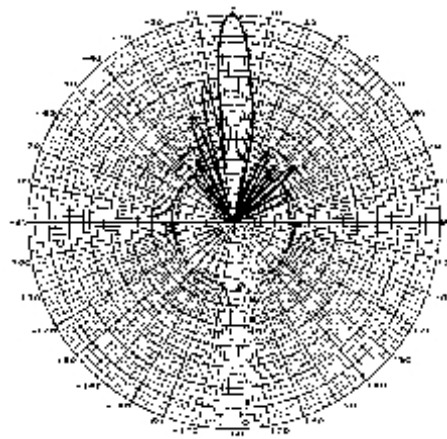
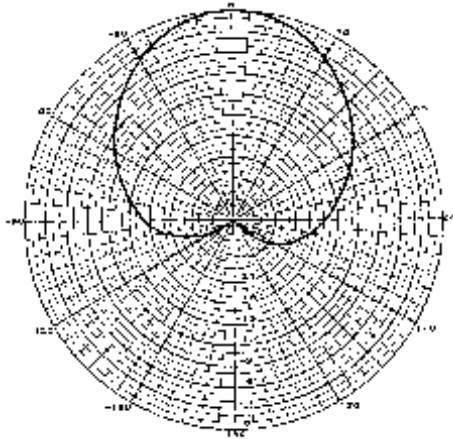
824-896 MHz Band

## Electrical Specifications

Frequency	824-896 MHz
Polarization	Vertical
Gain	16.4 dBd
Horizontal Beam (3dB Points)	60°
Vertical Beam (3dB Points)	8°
Electrical Downtilt Options	0, 2 or 4°
VSWR / Return Loss	<1.40:1 / 15.6 dB
Front-to-Back at Horizon	>30 dB
Upper Side Lobe Suppression	<-22 dB
Impedance	50 Ohms
Power Input Per Connector	500 Watts CW
Intermodulation (2x20W)	typ. -150 dBc

## Mechanical Specifications

Input Connector (female)	Back 7/16 DIN (silver finish)
Antenna Dimensions (LxWxD)	96.4 x 16.7 x 9.0 in. (2449 x 424 x 229mm)
Antenna Weight	46.5 lbs
Bracket Weight	18.2 lbs
Lightning Protection	Direct Ground
RF Distribution	Silver Plated Brass
Radome	Ultra High-Strength Luran
Weatherability	UV Stabilized, ASTM D1925
Radome Water Absorption	ASTM D570, 0.45%
Environmental	MIL-STD-810E
Wind Survival	120 mph
Front Wind Load @ 100MPH	284 lbs
Equivalent Flat Plate @ 100MPH	5.77 sq-ft. (c=2)
Mounting Brackets	Fits 3.5 Inch Max. O.D. Pipe
Mechanical Downtilt Range	0-6°
Clamps/Bolts	Hot Dip Galvanized Steel/Stainless Steel



**5 Year Warranty**

## Ordering Information & Options

SA16-60-x

"-x" is a placeholder for the built-in fixed electrical downtilt in degrees, set to 0, 2 or 4

SA16-60-x-j#

add a "-j#" to add a 1/2" RF cable, where "#" is the cable length, "j2" is 2 meters, "j4" is 4 meters, "j6" is 6 meters...

