



V7C-FRO-440

40° Azimuth Beam, 50.5 inches

Directing our energies for you.

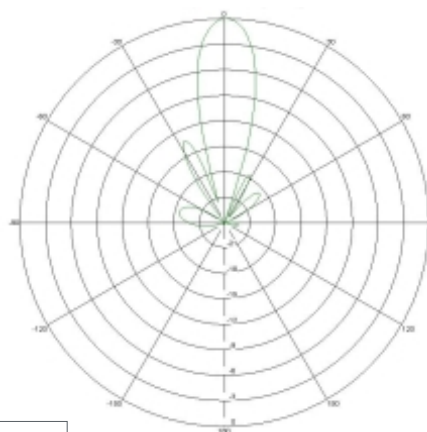
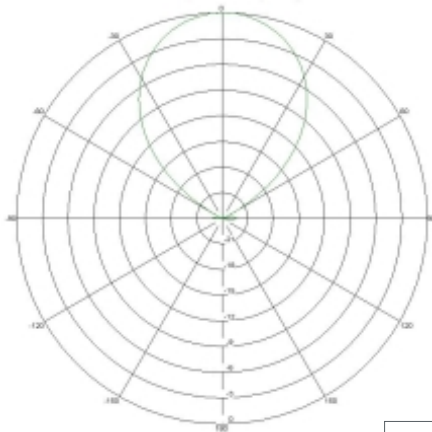
698-896 MHz Band

Electrical Specifications

Frequency	698-896 MHz
Polarization	Vertical
Gain @ 698 MHz	14.3 dBd
Gain @ 782 MHz	14.8 dBd
Gain @ 896 MHz	15.3 dBd
Horizontal Beam (3dB Points)	40°
Vertical Beam (3dB Points)	14.5°
Electrical Downtilt Options	0, 2, 4 or 6°
VSWR (0° ET) / Return Loss	<1.45:1 / 14.7 dB
VSWR (2, 4 & 6° ET)	<1.40:1 / 15.6 dB
VSWR Opt "i" / Return Loss	<1.50:1 / 14.0 dB
Front-to-Back at Horizon	>30 dB
Upper Side Lobe Suppression	<-18 dB
Impedance	50 Ohms
Power Input Per Connector	500 Watts CW
Intermodulation (2x20W)	<-150 dBc

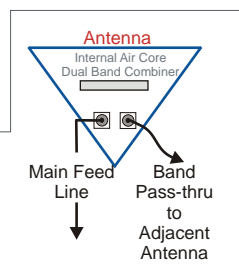
Mechanical Specifications

Input Connector (female)	Back 7/16 DIN (silver finish) or w/bot. opt.
Antenna Dimensions (LxWxD)	50.5 x 18.8 x 7.3 in. (1283 x 478 x 185mm)
*Antenna Weight	29.0 lbs
Bracket Weight	13.2 lbs
Lightning Protection	Direct Ground
RF Distribution	Printed Microstrip Substrate
Radome	Ultra High-Strength Luran
Weatherability	UV Stabilized, ASTM D1925
Radome Water Absorption	ASTM D570, 0.45%
Environmental	MIL-STD-810E
Wind Survival	150 mph
Front Wind Load @ 100MPH	156 lbs
Equivalent Flat Plate @ 100MPH	3.18 sq-ft. (c=2)
Mounting Brackets	Fits 3.5 Inch Max. O.D. Pipe
Mechanical Downtilt Range	0-12°
Clamps/Bolts	Hot Dip Galvanized Steel/Stainless Steel



Available with Opt "i"

- The Opt "i" antenna option provides Integrated Diplexers that reduce mainline cables and eliminate separate external devices.



Return Loss at pass-thru port into 50 load ≥ 17.7 dB

5 Year Warranty

Ordering Information & Options

- V7C-FRO-440-x "-x" is a placeholder for the built-in fixed electrical downtilt in degrees, set to 0, 2, 4 or 6
- V7C-FRO-440-xi to add the Opt "i" option for integrated diplexers, add "i" to model number
- V7C-FRO-440-xi-bot for bottom mounted connectors, add "-bot" (otherwise antenna comes standard with back mounted connectors)
- V7C-FRO-440-xi-bot-j# add a "-j#" to add a 1/2" RF cable, where "#" is the cable length, "j2" is 2 meters, "j4" is 4 meters, "j6" is 6 meters...

*Antenna Weight may vary slightly with options such as back or bottom connector and integrated diplexers.