



# X7-665

65° Azimuth Beam, 72.0 inches

Directing our energies for you.

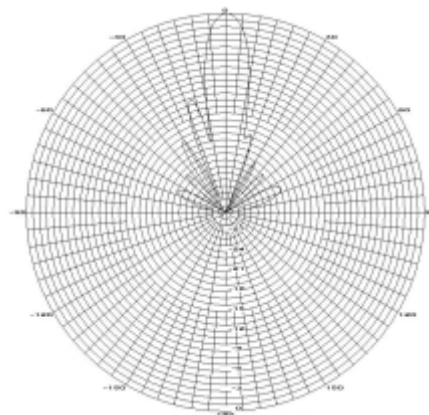
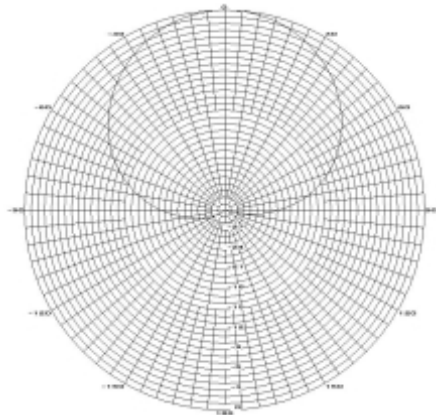
698-800 MHz Band

## Electrical Specifications

Frequency	698-800 MHz
Polarization	Slant +/- 45
Gain @ 698 MHz	13.2 dBd
Gain @ 752 MHz	13.5 dBd
Gain @ 782 MHz	13.7 dBd
Horizontal Beam (3dB Points)	65°
Vertical Beam (3dB Points)	10°
Electrical Downtilt Options	0, 2, 4, 6, 8 or 10°
VSWR / Return Loss	<1.40:1 / 15.6 dB
VSWR Opt "i" / Return Loss	<1.50:1 / 14.0 dB
Front-to-Back at Horizon	>30 dB
Upper Side Lobe Suppression	<-18 dB
Impedance	50 Ohms
Power Input Per Connector	500 Watts CW
Isolation	<-28 dB
Intermodulation (2x20W)	<-150 dBc

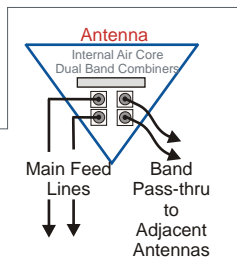
## Mechanical Specifications

Input Connector (female)	Back 7/16 DIN (silver finish) or w/bot. opt.
Antenna Dimensions (LxWxD)	72.0 x 12.5 x 7.1 in. (1829 x 318 x 180mm)
*Antenna Weight	30.0 lbs
Bracket Weight	13.2 lbs
Lightning Protection	Direct Ground
RF Distribution	Printed Microstrip Substrate
Radome	Ultra High-Strength Luran
Weatherability	UV Stabilized, ASTM D1925
Radome Water Absorption	ASTM D570, 0.45%
Environmental	MIL-STD-810E
Wind Survival	150 mph
Front Wind Load @ 100MPH	177.4 lbs
Equivalent Flat Plate @ 100MPH	3.6 sq-ft. (c=2)
Mounting Brackets	Fits 3.5 Inch Max. O.D. Pipe
Mechanical Downtilt Range	0-12°
Clamps/Bolts	Hot Dip Galvanized Steel/Stainless Steel



### Available with Opt "i"

- The Opt "i" antenna option provides Integrated Diplexers that reduce mainline cables and eliminate separate external devices.



**5 Year Warranty**

Return Loss at pass-thru port into 50 load  $\geq 17.7$  dB

## Ordering Information & Options

- X7-665-x "-x" is a placeholder for the built-in fixed electrical downtilt in degrees, set to 0, 2, 4, 6, 8 or 10
- X7-665-xi to add the Opt "i" option for integrated diplexers, add "i" to model number
- X7-665-xi-bot for bottom mounted connectors, add "-bot" (otherwise antenna comes standard with back mounted connectors)
- X7-665-xi-bot-j# add a "-j#" to add a 1/2" RF cable, where "#" is the cable length, "j2" is 2 meters, "j4" is 4 meters, "j6" is 6 meters...

\*Antenna Weight may vary slightly with options such as back or bottom connector and integrated diplexers.