



X7-FRO-460

58° Azimuth Beam, 50.5 inches

Directing our energies for you.

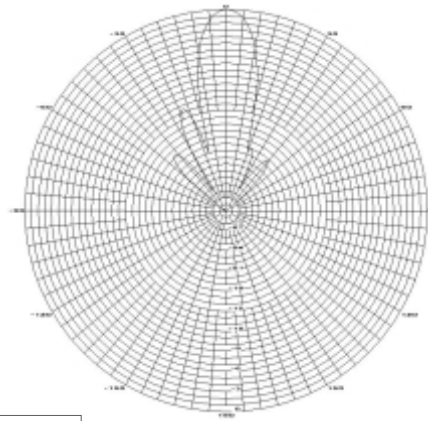
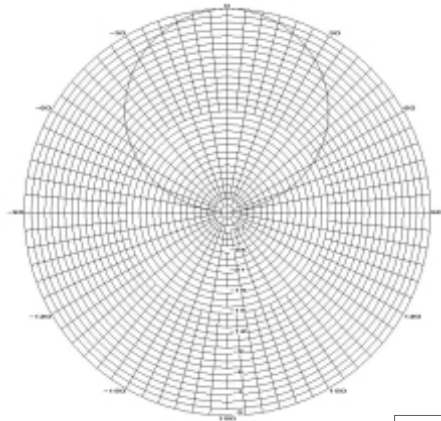
698-800 MHz Band

Electrical Specifications

| | |
|------------------------------|----------------------|
| Frequency | 698-800 MHz |
| Polarization | Slant +/- 45 |
| Gain | 13.1 dBd |
| Horizontal Beam (3dB Points) | 58° |
| Vertical Beam (3dB Points) | 14.5° |
| Electrical Downtilt Options | 0, 2, 4, 6, 8 or 10° |
| VSWR / Return Loss | <1.40:1 / 15.6 dB |
| VSWR Opt "i" / Return Loss | <1.50:1 / 14.0 dB |
| Front-to-Back at Horizon | >30 dB |
| Upper Side Lobe Suppression | <-18 dB |
| Impedance | 50 Ohms |
| Power Input Per Connector | 500 Watts CW |
| Isolation | < -28 dB |
| Intermodulation (2x20W) | <-150 dBc |

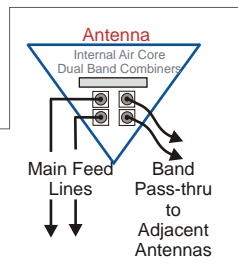
Mechanical Specifications

| | |
|--------------------------------|--|
| Input Connector (female) | Back 7/16 DIN (silver finish) or w/bot. opt. |
| Antenna Dimensions (LxWxD) | 50.5 x 14.6 x 8.0 in. (1283 x 371 x 203mm) |
| *Antenna Weight | 23 lbs |
| Bracket Weight | 13.2 lbs |
| Lightning Protection | Direct Ground |
| RF Distribution | Printed Microstrip Substrate |
| Radome | Ultra High-Strength Luran |
| Weatherability | UV Stabilized, ASTM D1925 |
| Radome Water Absorption | ASTM D570, 0.45% |
| Environmental | MIL-STD-810E |
| Wind Survival | 150 mph |
| Front Wind Load @ 100MPH | 127 lbs |
| Equivalent Flat Plate @ 100MPH | 2.59 sq-ft. (c=2) |
| Mounting Brackets | Fits 3.5 Inch Max. O.D. Pipe |
| Mechanical Downtilt Range | 0-12° |
| Clamps/Bolts | Hot Dip Galvanized Steel/Stainless Steel |



Available with Opt "i"

- The Opt "i" antenna option provides Integrated Diplexers that reduce mainline cables and eliminate separate external devices.



Return Loss at pass-thru port into 50 load ≥ 17.7 dB

5 Year Warranty

Ordering Information & Options

- X7-FRO-460-x "-x" is a placeholder for the built-in fixed electrical downtilt in degrees, set to 0, 2, 4, 6, 8 or 10
- X7-FRO-460-xi to add the Opt "i" option for integrated diplexers, add "i" to model number
- X7-FRO-460-xi-bot for bottom mounted connectors, add "-bot" (otherwise antenna comes standard with back mounted connectors)
- X7-FRO-460-xi-bot-j# add a "j#" to add a 1/2" RF cable, where "#" is the cable length, "j2" is 2 meters, "j4" is 4 meters, "j6" is 6 meters...

*Antenna Weight may vary slightly with options such as back or bottom connector and integrated diplexers.

